



Climates of Inequality

Stories of Environmental Justice

Exhibition Brochure



About climates of inequality

This multimedia exhibition follows more than 500 students, educators, and advocates in over 20 cities across the hemisphere as they explore and document the deep historical roots of climate inequality and environmental injustice— and develop strategies for change.

Through immersive virtual reality, moving audio testimony, and historical imagery created by local partners, audiences visit sites of climate crisis, resistance, and resilience from Newark to New Orleans. Participatory installations allow audiences to share their own stories and help shape local decisions and global visions.

Climates of Inequality is a project of the Humanities Action Lab, an international coalition of universities, issue organizations, and exhibiting spaces led by Rutgers University-Newark that collaborate to produce student- and community- curated public projects on pressing social issues.




Exhibit Components

The Climates of Inequality exhibit consists of:

- + 24 Local Stories panels (with more being added each year, each exploring a local history and curated by that community, in English and Spanish, assembled into 8 nooks
- + Audio, video, and still images loaded onto iPads, virtual reality headsets, and Viewmasters
- + 3 thematic nooks, containing framing questions and quotes from issue advocates and scholars
- + 3 tactile interactive nooks that invite visitors to respond to local and national policy issues
- + An introductory nook that includes a monitor and short documentary (13 minutes on the project

Introductory Panels – Nook 1



Devices: TV Monitor (Not included in exhibit)



The Introductory Nook features a television monitor playing a 13-minute documentary that provides an overview of the project.




Local Story Panels – Nook 2





Devices: 1 VR headset, 1 iPad, 1 viewmaster

Local Story Panels – Nook 3





Devices: 1 VR headset, 1 iPad

Local Story Panels – Nook 4






Devices: 1 VR headset, 1 iPad

Local Story Panels – Nook 5



Devices: 1 VR headset, 1 iPad

Local Story Panels – Nook 6



Devices: 2 viewmasters, 1 iPad

Local Story Panels – Nook 7




Devices: 1 iPad

Local Story Panels – Nook 8

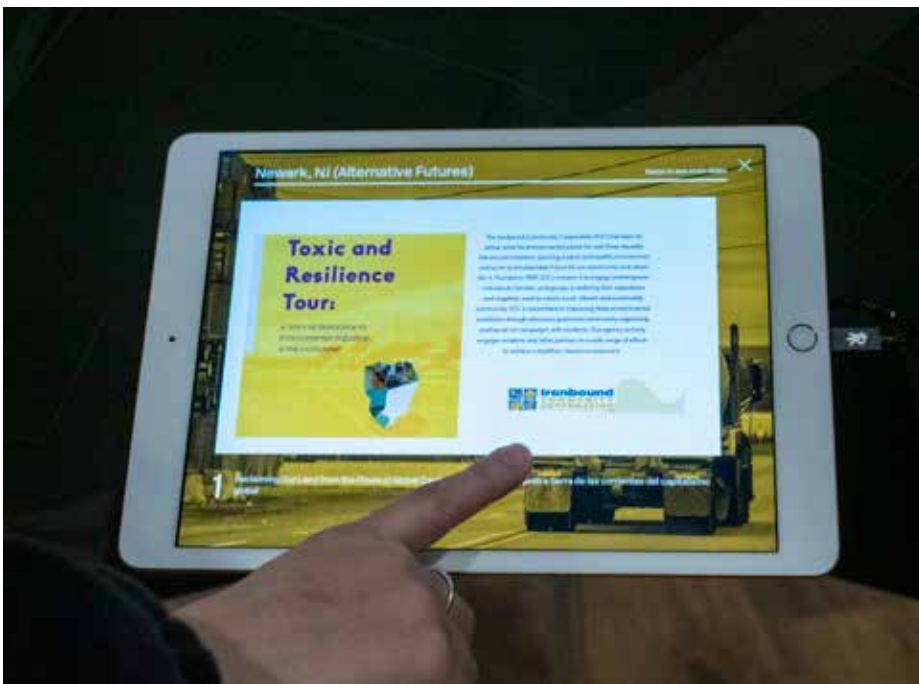


Devices: 1 iPad

Local Story Panels – Nook 9 (One story nook)



Digital Content



Local story nooks offer visitors immersive, interactive experiences through supplemental audiovisual content loaded onto virtual reality headsets, iPads, and manual viewmasters. Content includes [360° videos](#), [audio clips](#) and [video clips](#), and [still images](#).



Thematic Panels



Framing Questions & Quotes from Scholars

- + Why does the past matter?
Don't we need to focus on the future?
- + Nature doesn't discriminate.
How can climate change be unjust?
- + Climate change happens globally.
What can we achieve by acting locally?

Interactive Nooks


Sense Your Place



Act Locally



Design Your Green New Deal



Tactile Activities

- + Sense Your Place (optional): Visitors affix decals of the five senses on a map of the host city, pinpointing locations where they noticed a problem with their environment.
- + Act Locally: Visitors cast votes Yes/No votes on a question drafted by the hosts about a local public policy issue.
- + Design Your Green New Deal: Visitors select their priorities for a future Green New Deal from a list of policy ideas—or add their own suggestion.

Website

The [web platform](#) features all [Local Stories](#) from the exhibition and additional local audio/visual content; invites visitor responses to [Act Locally](#) questions; and shares "[Happening Now](#)" partner updates, [exhibit](#) and [event announcements](#), and [project news media coverage](#).



Adding Your Local Story to the Exhibition

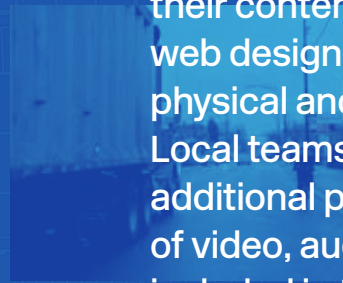


La Villita Arch welcomes all to 26th Street, a thriving two-mile-long commercial corridor. | El arco de La Villita da la bienvenida a todas las personas a la calle 26. Un próspero corredor comercial de dos millas. Courtesy of L. J. Calabrese and K. Sola, UIC, 2018.



Community members respond to a question during a story circle interview at Atlanta Americas. | Miembros de la comunidad responden durante una entrevista en círculo de historias en Atlanta Americas. | Courtesy of S. Lynn, UIC, 2018.

To add your local story, a university partner teaches a course on the history of climate and environmental justice in local and global context, using HAL's teaching resources as desired. The university partner will collaborate with a local group or organization outside the university led by frontline communities—immigrants, low-income earners, and people of color—most immediately impacted by climate and environmental (in)justice. Through the course, students and community partners will curate a “chapter” of the project about climate and environmental justice in their locality, using HAL's design template and work plan, for inclusion in a physical and digital exhibit.



Living in an industrial corridor means sharing space with large corporations and factories. | Vivir en un corredor industrial significa compartir espacio con grandes corporaciones y fábricas. | Courtesy of L. Calabrese and K. Sola, UIC, 2018.

Using COI guidelines for text and media formats, teams submit their content to COI exhibit and web designers to provide the final physical and digital exhibit material. Local teams may create one additional panel and up to 20 pieces of video, audio, or other media to be included in the nationally traveling exhibit and web platform, and up to four additional exhibit panels to be displayed locally. New partners can expect to have their work incorporated into the exhibit after production is complete.



Immigration posters in La Villita are a reminder of the struggle for environmental justice. | Carteles de inmigración en La Villita, son una herramienta para la comunidad. | Courtesy of J. Weller, UIC, 2018.

of J. Weller, UIC, 2018.



Cook County jail surrounds La Villita Park, a reminder of spatial inequality and racism. | La cárcel del condado Cook rodea el parque La Villita, recordatorio de la desigualdad espacial y la vigilancia. | Courtesy of R. Pineda Vega, UIC, 2018.

Cook County Jail



Toxic waterways like the Collateral Canal in La Villita pose a threat to the community. | Corriente de agua contaminada controla canal Colateral en La Villita, con una amenaza para la comunidad. | Courtesy of R. Pineda Vega, UIC, 2018.

The Problem

Living in Chicago's 2nd largest industrial corridor, La Villita residents face systematic environmental racism worsened by corrupt politicians and corporations who prioritize profit over people's well-being. Policies, criminalization of immigrants, and land use for incarceration reveal how environmental inequity and immigration intersect in La Villita.

The Promise

In the 1980s, the frequency of dramatic climate events and start of NAFTA increased the influx of immigrants across Central America, Mexico, and the U.S. Settling in La Villita, immigrants confront toxic environmental conditions due to old zoning laws and discrimination. It took 100 years of policies to protect industrial interests.

The Story

El Problema

La población de La Villita, situada en el tercer corredor industrial de Chicago, enfrenta desigualdad ambiental sistémica, exacerbada por la corrupción de políticos y corporaciones que dan prioridad a las ganancias a costa del bienestar de las personas. La vigilancia, la criminalización de la población inmigrante y el uso de la tierra para fines de encarcelamiento revelan la intersección entre la inequidad ambiental y la inmigración en La Villita.

Las Promesas

En los 1980s, la frecuencia de fenómenos climáticos drásticos y el inicio de NAFTA/TCAN aumentó la afluencia de inmigrantes de América Central, México y los EE.UU. Instalados en La Villita, la población inmigrante hace frente a condiciones ambientales tóxicas debido a legislación discriminatoria y discriminación. Se necesitaron 100 años de políticas para proteger los intereses de la industria.

Additional Content

OPTIONS FOR HOSTS WHO CREATED A LOCAL PANEL

Partners who created a local story panel may also produce additional local content to be installed alongside the traveling exhibition when they host it. Partners should produce and submit this supplemental content on the same timeline followed for Climates of Inequality-focused courses. (See previous page.)

Local Story Addendums

Partners may provide addendums to their local story. This allows HAL's partners to build on Climates of Inequality as they continue to examining environmental justice through the lens of their original context or tangential ones. Contributions may be short interviews and oral histories, photos, audio, videos, poems, drawings, paintings, essays (1,500 word or less), or other formats. This content will be integrated into the Climates of Inequality website and may also be integrated into the exhibition iPads and virtual reality headsets per specs.

Public Programs



Climates of Inequality provides program designs and facilitation resources for planning local public dialogues, either in-person or virtual. Local partners may also develop their own programs.



The Humanities Action Lab can also assist partners in promoting and documenting public programs.



Specifications

Materials, Layout, Dimensions

Materials: The exhibition consists of fabric panels and aluminum frames.

Layout: Exhibition nooks may be installed in a C-shaped, "folded" configuration or a flat, "unfolded" configuration. Local Story panels exist in both a 1-sided version and 2-sided version. (Note: the Introductory Nook panels and Interactive Nook panels exist only in the 2-sided version.) 2-sided panels can be installed in either the "folded" or "unfolded" nook configuration, while 1-sided panels can be installed only in the "unfolded" nook configuration. Hosts may combine "folded" and "unfolded" nooks, depending on their needs.

Dimensions:

"Folded" nooks: 16" long (122 ft total)


"Unfolded" nooks: 5' 6" wide by 5' 6" deep (30 ft²)

Recommended square footage of venue: 1,300 ft²

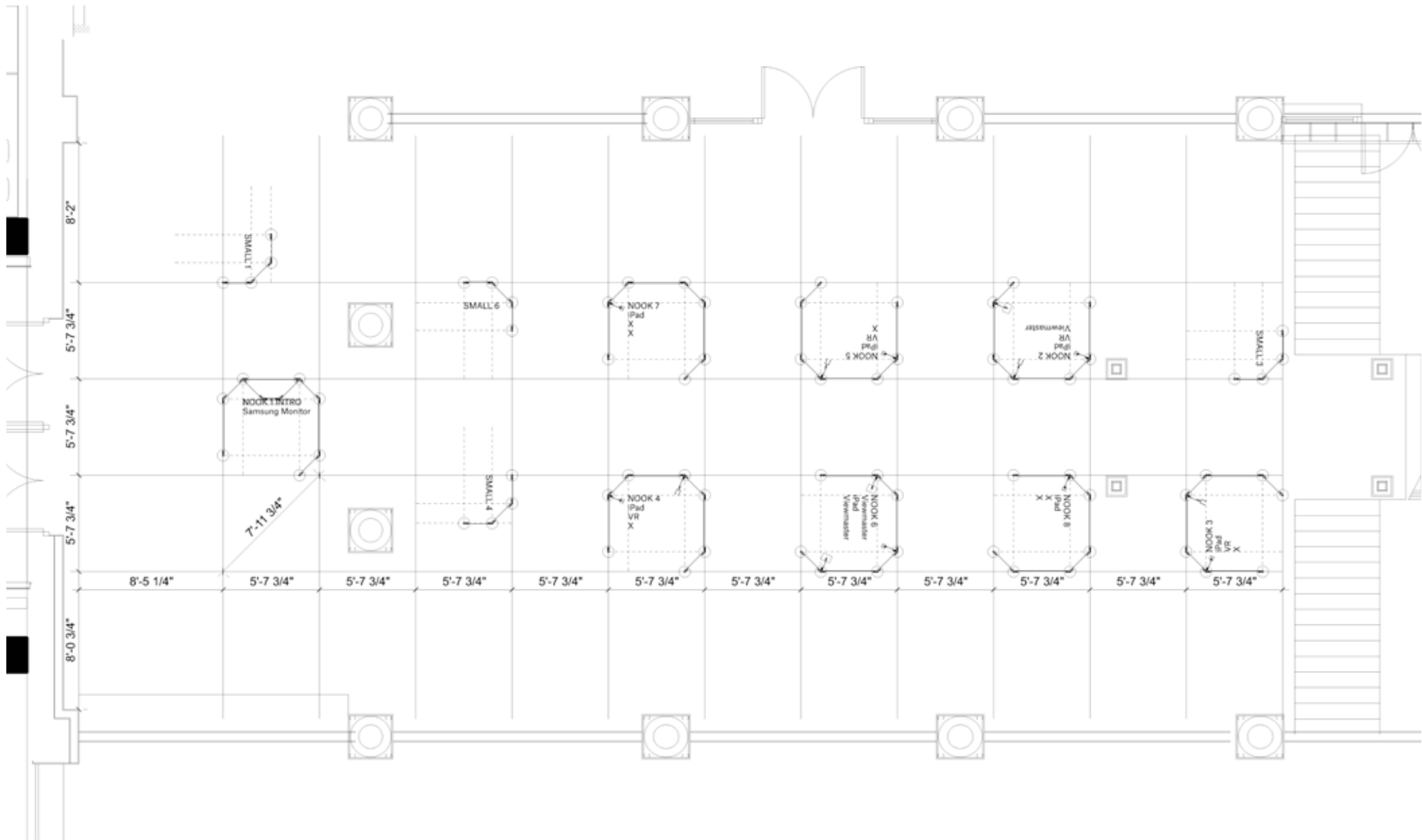
Folded Configuration (2-Sided Panels)



Unfolded Configuration (1-Sided Panels)



Sample Installation Schema



Express Newark Atrium

Past Installations



Bell
Museum,
St. Paul, MN



Bell
Museum,
St. Paul, MN



Stage 1
Gallery,
Albany, NY



URI Feinstein
Providence
Campus
Gallery,
Providence, RI



Indianapolis
Public
Library,
Indianapolis, IN



Indianapolis
Public
Library,
Indianapolis, IN

Exhibition Schedule

- + October 3, 2019 - December 5, 2019: Hahne & Co. Atrium, Newark, NJ
- + January 9, 2020 - February 16, 2020: Indianapolis Public Library, Indianapolis, IN
- + March 5, 2020 - March 12, 2020: Stage 1 Gallery, Albany, NY
- + March 12, 2021 - May 16, 2021: Bell Museum, St. Paul, MN
- + November 8, 2021 - December 8, 2021: URI Feinstein Providence Campus Gallery, Providence, RI
- + January 6, 2022 - February 13, 2022: NOCCA Institute, New Orleans, LA
- + March 1, 2022 - April 29, 2022: Florida International University Library, Miami, FL
- + September 2022- November 2022: Arizona Historical Society, Phoenix, AZ
- + January 2023 - February 2023: Edgecome County Administrative Building, Princeville, NC
- + March 2023 - April 2023: Steele Hall Gallery at Bennett College, Greensboro, NC
- + May 2023 - June 2023: Levine Museum of the New South, Charlotte, NC
- + September 23-30, 2023: Japanese American National Museum, Los Angeles, CA
- + October 14, 2023 - November 14, 2023: Riverside Art Museum, Riverside, CA
- + October 18, 2023 - May 25, 2024: Chicago Justice Gallery, Chicago, IL
- + April 1, 2024 - June 1, 2024: Milwaukee County Historical Society, Milwaukee, WI
- + September 5, 2024 - November 2024: University of Puerto Rico Mayagüez General Library, Mayagüez, Puerto Rico
- + February 22, 2025 - June 22 2025: Swift Factory, Hartford, CT
- + July 7, 2025 - September 5, 2025: Newark Water Coalition, Newark, NJ
- + September 2025 - December 2025: President's Gallery at Doña Ana Community College, Las Cruces, NM